

# Wiltshire Children and Young People's (8 to 18+ years) Health and Wellbeing Survey 2021

## School Experience

77 Wiltshire schools took part in the survey, with 7,499 responses between 3 school phases

**School experience themes include:** Feelings at school, behaviour at school, experiences of learning, facilities at school, school lunch, bullying, help and support

To access the full report, which will give more detail and breakdowns of questions by gender and vulnerable groups, please click here.

**Slides prepared by:**  
Public Health Intelligence Team  
intelligence@wiltshire.gov.uk  
www.wiltshireintelligence.org.uk



## Feelings at school



**Pupils who felt happy at school most of the time in the last week:**

**68%**  
Primary

**39%**  
Secondary

**50%**  
Year 12/FE

**Males were more likely to be happy at school than females in secondary and year 12/FE school phases**

The proportions for secondary children has **decreased by 13%** since the 2017 survey\*

**Pupils who enjoy school usually/most of the time:**

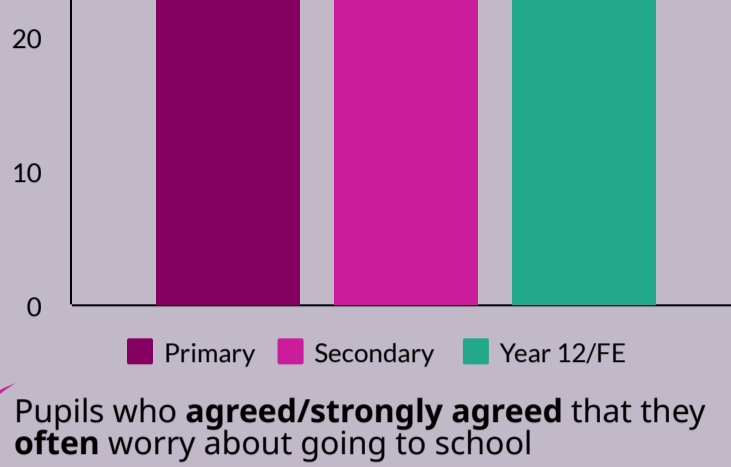
**71%** Primary

**42%** Secondary

**69%** Year 12/FE

**Females were more likely to enjoy school but were also more likely to worry about going to school**

**Worry about going to school:**



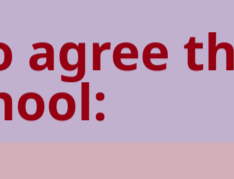
Pupils who **agreed/strongly agreed** that they often worry about going to school

**Over 70%**

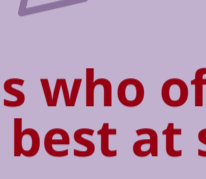
of pupils disagreed that they were often in trouble

Proportions have increased by approximately **8%** for secondary and year 12/FE pupils since the 2017 survey\*

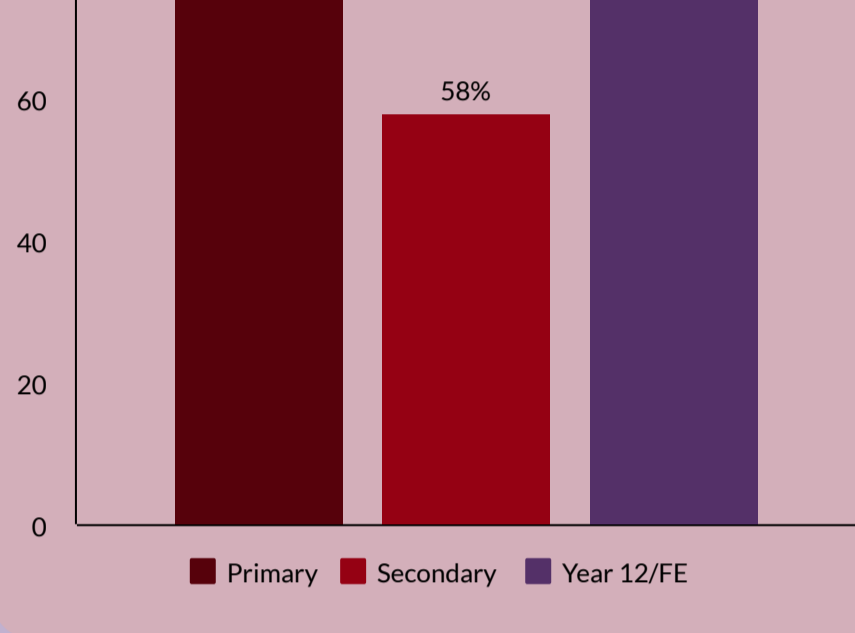
\*Any change over time should be interpreted with caution due to changes in samples, sample size and question wording, as well as the COVID-19 pandemic



## Experiences of Learning



**Pupils who agree that they learn a lot at school:**



**Pupils who often try their best at school:**

**91%** Primary

**70%** Secondary

**84%** Year 12/FE

**Females were more likely to report trying their best at school**

**Pupils who agreed that others often disrupt lessons:**

Proportions have **decreased** for secondary and year 12/FE school phases since the 2017 survey\*

**55%**  
Primary

**56%**  
Secondary

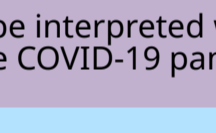
**28%**  
Year 12/FE

**Over 3 in 5**

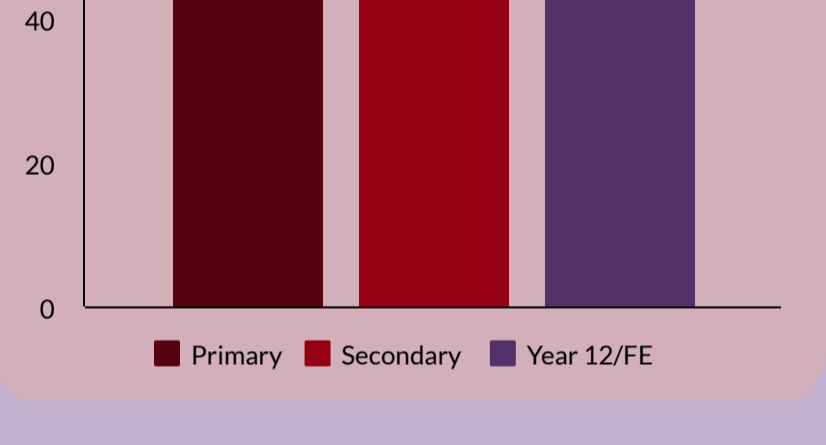
Secondary and Year 12/FE pupils felt **stressed about school work**

**Females were more likely to feel stressed than males**

The secondary proportion has **increased by 8%** since the 2017 survey\*



**Pupils who agreed/strongly agreed that they get enough help at school with learning:**

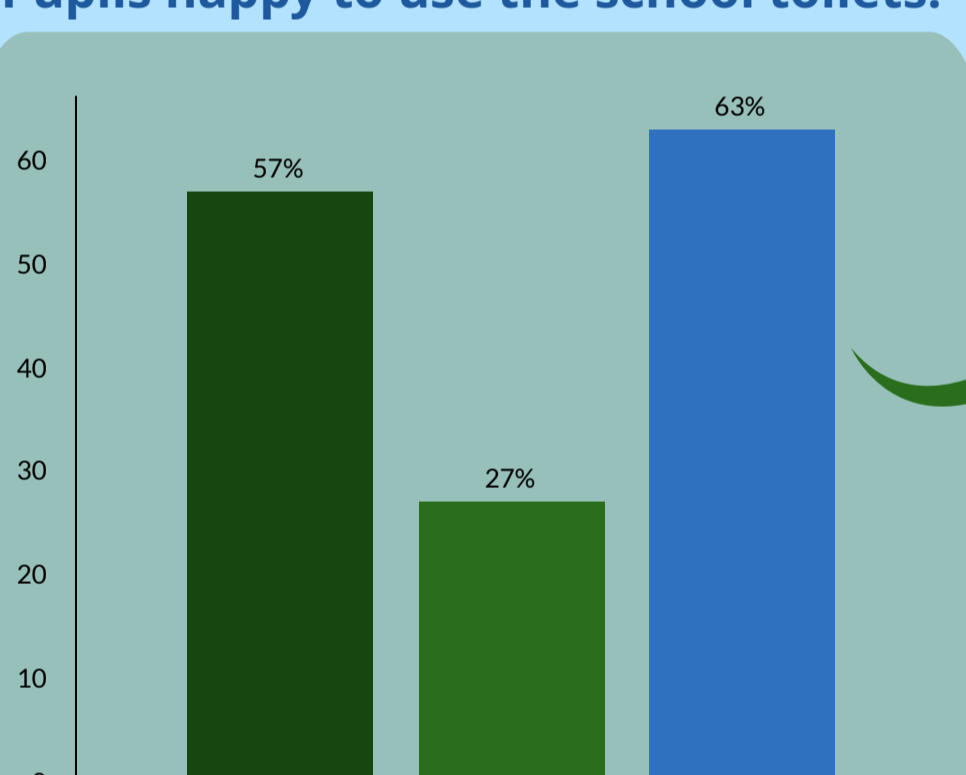


\*Any change over time should be interpreted with caution due to changes in samples, sample size and question wording, as well as the COVID-19 pandemic

## Being at School



**Pupils happy to use the school toilets:**




The proportion was particularly low for secondary pupils and has been in the previous surveys

**17%** of secondary pupils said that drinking water was not easily available at school



**31%** of primary and **36%** of secondary pupils have a school lunch every school day



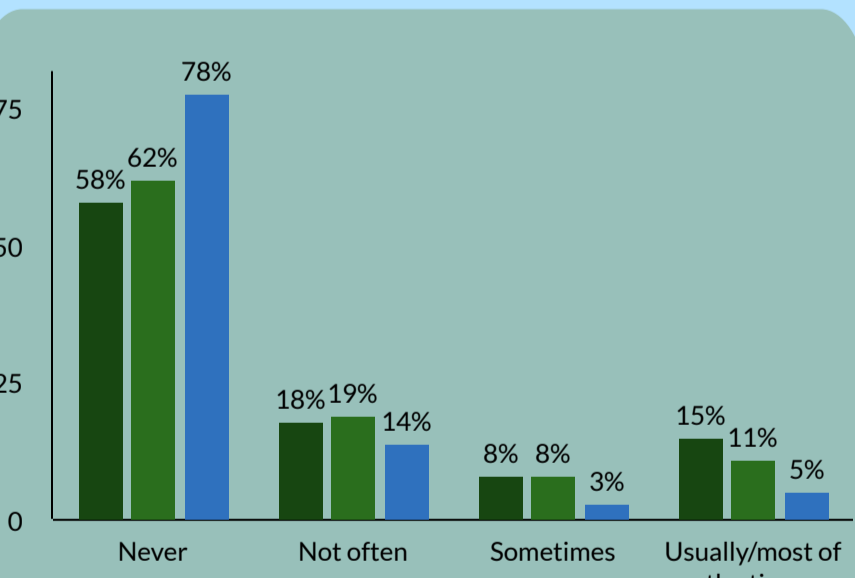
**49%** of secondary pupils said that the time to queue up for lunch was **poor/very poor**



### Safety

**84%** primary, **63%** secondary and **86%** year 12/FE pupils felt **safe** at school

**Bullying frequency:**



**Pupils who have ever been excluded:**

**13%**  
Secondary

**18%**  
Year 12/FE

**Males were more likely to have ever been excluded**

**Verbal** was the most common type of bullying

Bullying frequency has **decreased** for year 12/FE pupils since the 2017 survey\*

\*Any change over time should be interpreted with caution due to changes in samples, sample size and question wording, as well as the COVID-19 pandemic

## Help, support and the future



**Pupils who got enough general support at school:**

**65%**  
Primary

**33%**  
Secondary

**55%**  
Year 12/FE

In previous years, secondary pupils also had a lower proportion than the other school phases

**Pupils who got enough emotional support at school:**

**67%**  
Primary

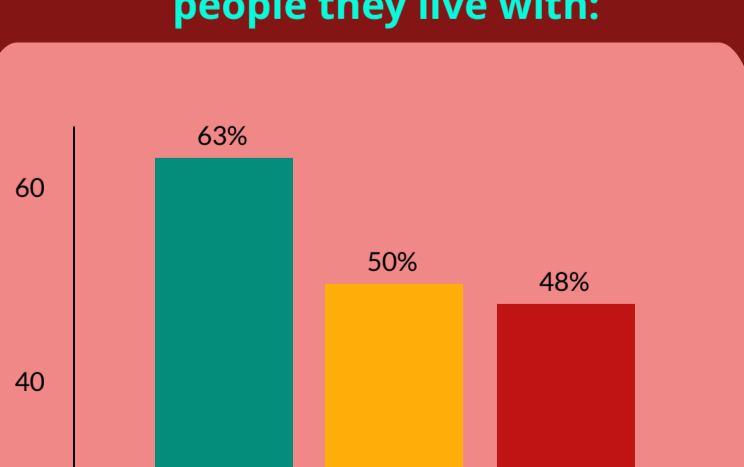
**25%**  
Secondary

**38%**  
Year 12/FE

These proportions have **decreased by 11%** for secondary pupils and **4%** for year 12/FE pupils since the 2017 survey\*

**27%** of secondary pupils **42%** of year 12/FE pupils found **careers advice** useful

**Pupils who get enough help and support with homework from people they live with:**



These proportions have **decreased** for secondary and year 12/FE pupils since the 2017 survey\*

**Pupils who felt confident about the future:**

**68%** Primary

**42%** Secondary

**44%** Year 12/FE

**Males** felt more confident about the future than females in all school phases

Confidence in the future has **dropped by 5-8%** in all school phases since the 2017 survey\*

**72%** of primary, **64%** of secondary and **79%** of year 12/FE pupils reported having at least one adult at school who cares about them

\*Any change over time should be interpreted with caution due to changes in samples, sample size and question wording, as well as the COVID-19 pandemic

For further discussion about the data in this infographic please contact the Public Health team at Wiltshire Council: publichealth@wiltshire.gov.uk

**Wiltshire Council**