

Wiltshire Children and Young People's (8 to 18+ years) Health and Wellbeing Survey 2021

Risky Behaviours

77 Wiltshire schools took part in the survey, with 7,499 responses between 3 school phases

Risky behaviours include: smoking frequently, drinking alcohol frequently, illegal and prescription drug taking, sexual intercourse and gambling

19% of secondary and **46%** of year 12/FE engaged in **2 or more** of these risky behaviours

To access the full report, which will give more detail and breakdowns of questions by gender and vulnerable groups, please click here.

Slides prepared by:

Public Health Intelligence Team
intelligence@wiltshire.gov.uk
www.wiltshireintelligence.org.uk

Smoking and alcohol

99%
Primary pupils

88%
Secondary pupils

73%
Year 12/FE pupils

Have **never** smoked cigarettes



11% year 12/FE pupils smoke cigarettes **weekly/daily** but this proportion has **decreased** by **10%** since the 2017 survey*

28% of secondary and **39%** of year 12/FE pupils want to **stop** smoking

98% of primary, **84%** of secondary and **73%** of year 12/FE pupils had **never** used **e-cigarettes**. **9%** of year 12/FE pupils use them **weekly/daily**.

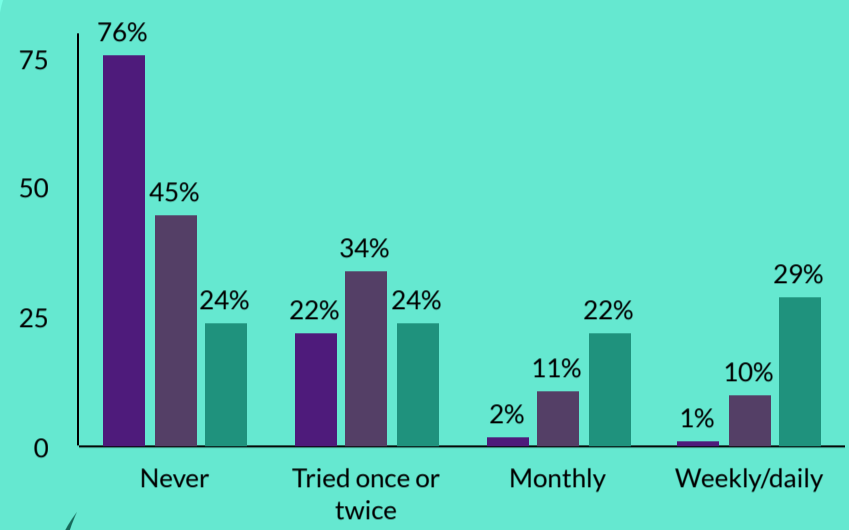
95% of pupils who **smoke** also engaged in other risky behaviours, most common of which was frequent alcohol consumption

Alcohol drinking frequency

Pupils who reported getting drunk weekly/daily:

17% Secondary

23% Year 12/FE



These proportions have **increased** by **4%** for secondary school pupils and **decreased** by **7%** for year 12/FE pupils since the 2017 survey*

The proportion of year 12/FE pupils drinking alcohol at least monthly has **decreased** by **13%** since the 2017 survey*

According to the survey and national data, most children get their alcohol from **home with their parents' permission** (NHS Digital)

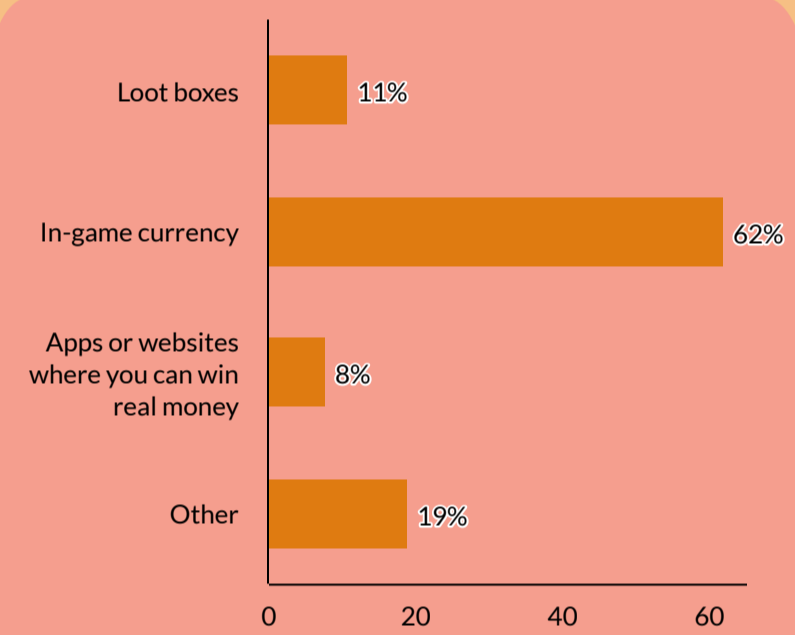
7 in 10 pupils who drank frequently also engaged in other risky behaviours, most common of which was **gambling**

*Any change over time should be interpreted with caution due to changes in samples, sample size and question wording, as well as the COVID-19 pandemic

Gambling and drug use

Types of gambling

Pupils who have spent their money on **gambling** activities in the past 12 months:



28% Primary

36% Secondary

32% Year 12/FE

The secondary proportion falls in line with national findings for this age group. (Gambling Commission, 2020)

Males

were more likely to have **gambled** than females in all school phases

Less than **3%** of the overall secondary and year 12/FE sample took **illegal drugs** frequently

Illegal drugs

50% vs 28%

Nationally, in 2018, **24%** of 11-15 year olds had **taken illegal drugs**, higher than the survey's **7%** (NHS Digital)

80%
Secondary

Have not been offered

62%
Year 12/FE

93%
Secondary

Have not tried

81%
Year 12/FE

Both of these figures have **increased** by approximately **8%** since the 2017 survey*

90% of secondary and year 12/FE pupils have not **tried prescription drugs** for fun or to feel good (pharming)

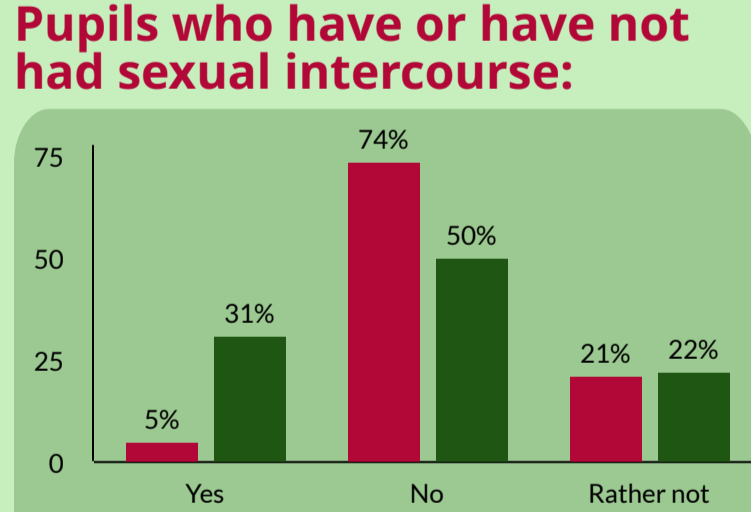
97% of pupils who had **tried illegal drugs** (7% secondary and 19% year 12/FE) also engaged in other risky behaviours, most common of which was **frequent alcohol consumption**

*Any change over time should be interpreted with caution due to changes in samples, sample size and question wording, as well as the COVID-19 pandemic

Sexual behaviour

Pupils who have or have not had sexual intercourse:

Sexual intercourse under the age of legal consent (of total samples):



4% Secondary (age 12-15)

14% Year 12/FE

For year 12/FE pupils, this proportion has **decreased** by **6%** since the 2017 survey*

For year 12/FE pupils, the proportion who said yes has **decreased** by **15%** since the 2017 survey*

For secondary pupils, the proportion of pupils not using any contraception has **increased** by **8%***

Of pupils who have had sexual intercourse...

For secondary pupils, the proportion of pupils not using any contraception has **increased** by **8%***

55%
Secondary

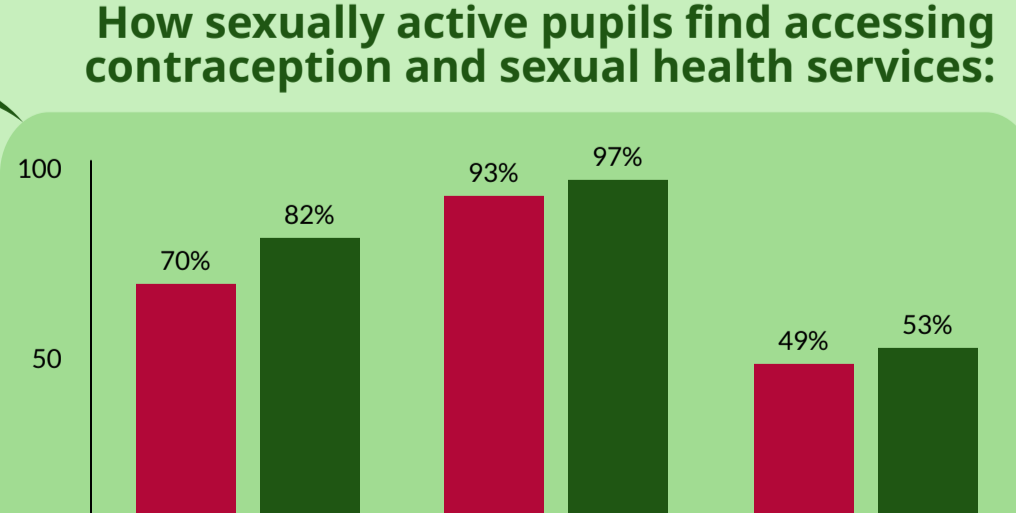
71%
Year 12/FE

Reported that they used **contraception or had taken precautions** when they last had sexual intercourse

For secondary pupils, the proportion of pupils not using any contraception has **increased** by **8%***

How sexually active pupils find accessing contraception and sexual health services:

Sexually active males were **more likely** to know where to access contraception than sexually active females in both school phases



Sexually active males felt **more comfortable** using sexual health services compared to sexually active females in secondary school phases

Most pupils who reported ever having had sexual intercourse also engaged in other risky behaviours

*Any change over time should be interpreted with caution due to changes in samples, sample size and question wording, as well as the COVID-19 pandemic

Sources referenced

Smoking, Drinking and Drug Use among Young People in England 2018 [NS] - NHS Digital

Young People and Gambling 2020 - Gambling Commission

For further discussion about the data in this infographic please contact the Public Health team at Wiltshire Council: publichealth@wiltshire.gov.uk

Wiltshire Council